


KARACHI PERSONS WITH DISABILITIES (PWDs) STATISTICS


District wise Male/Female Disabilities

District	All Area			Rural			Urban		
	Both Sexes	Male	Female	Both Sexes	Male	Female	Both Sexes	Male	Female
Karachi East	468927	273913	195014	0	0	0	468927	273913	195014
Karachi South	80258	47034	33224	0	0	0	80258	47034	33224
Malir	52712	29912	22800	18131	9900	8231	34581	20013	14569
Karachi West	70004	38275	31729	2358	1606	752	67646	36669	30977
Karachi Central	53366	32968	20398	0	0	0	53366	32968	20398


Legend




Disability Types




Blind




Deaf/Mute




Crippled



Insane

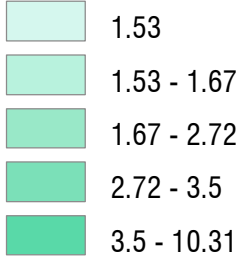


Mentally Retarded




Multiple Diseases

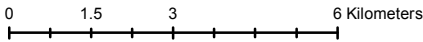
Disability Rate
(% of the Total Population)



Date of Creation
Projection/Datum
Page Size

Dec 20, 2013
WGS 84 Geographic
A3





Data Source(s)
Helping Hand: Persons With Disabilities (PWDs) Statistics in Pakistan 2012

Disclaimer
Copyrights Reserved. This map is compiled and produced by ALHASAN Systems Private Limited [www.alhasan.com] and is brought to you free of cost for informational purposes only. The product might have not been prepared for or be suitable for legal, engineering, or surveying purposes. For further details and metadata information please call ALHASAN Systems at +92.51.486.5064/ 843.7324 or email at maps@alhasan.com.

