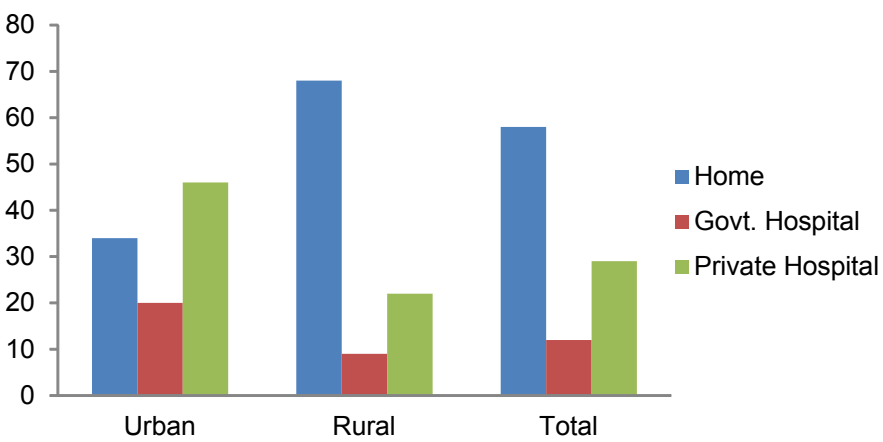


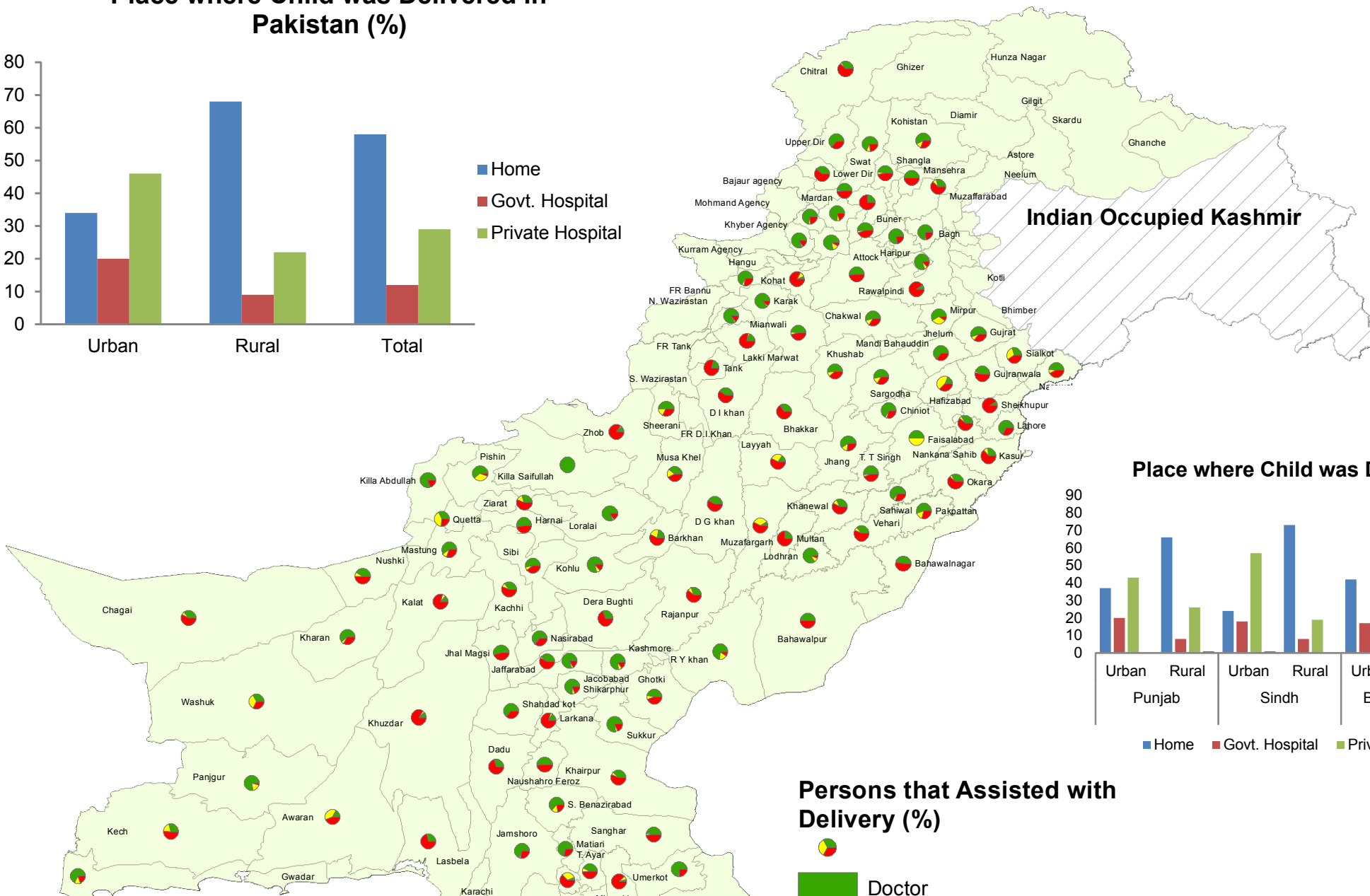
CHILD DELIVERY LOCATION & TYPE OF ASSISTANCE 2010-11



Place where Child was Delivered in Pakistan (%)



District wise Person Assisted with Delivery

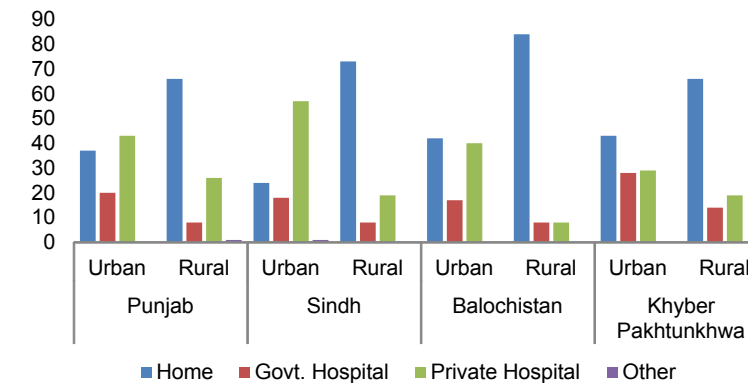


Province wise Persons that Assisted with Delivery (%)

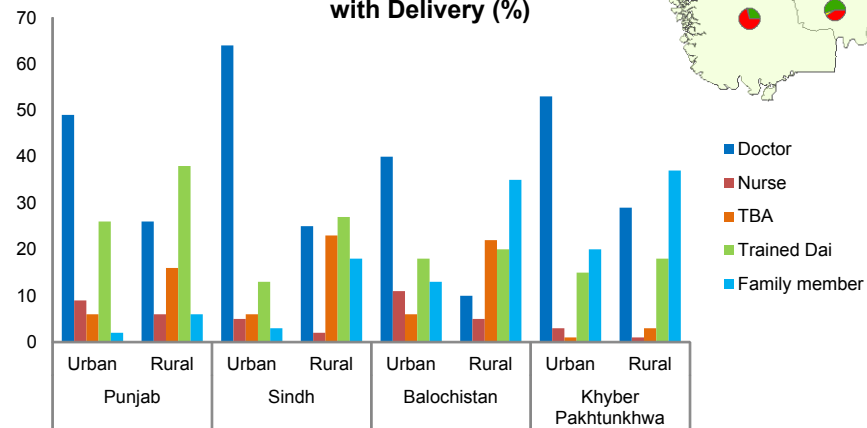
Person Assisted with Delivery	Punjab	Sindh	Balochistan	Khyber Pakhtunkhwa
Doctor	33	42	17	33
Nurse	7	3	6	2
Midwife	4	4	4	2
TBA	13	16	18	3
Trained Dai	34	21	20	18
Family member	5	12	30	34
Other	4	1	5	9

District wise Child Delivery Location


Place where Child was Delivered (%)




Person that Assisted with Delivery (%)



Persons that Assisted with Delivery (%)

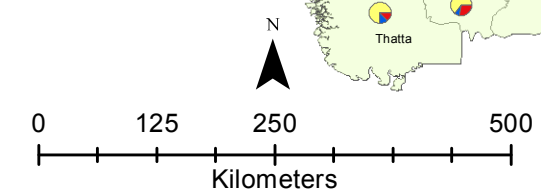


Child Delivery Location Statistics (%)



Disclaimer

Copyrights Reserved. This map is compiled and produced by ALHASAN Systems Private Limited [www.alhasan.com] and is brought to you free of cost for informational purposes only. The product might have not been prepared for or be suitable for legal, engineering, or surveying purposes. For further details and Metadata information please call ALHASAN Systems at +92.51.486.5064/ 843.7324 or email at connect@alhasan.com.



Data Source: Pakistan Social and Living Standards Measurement Survey (PSLM) 2010-11