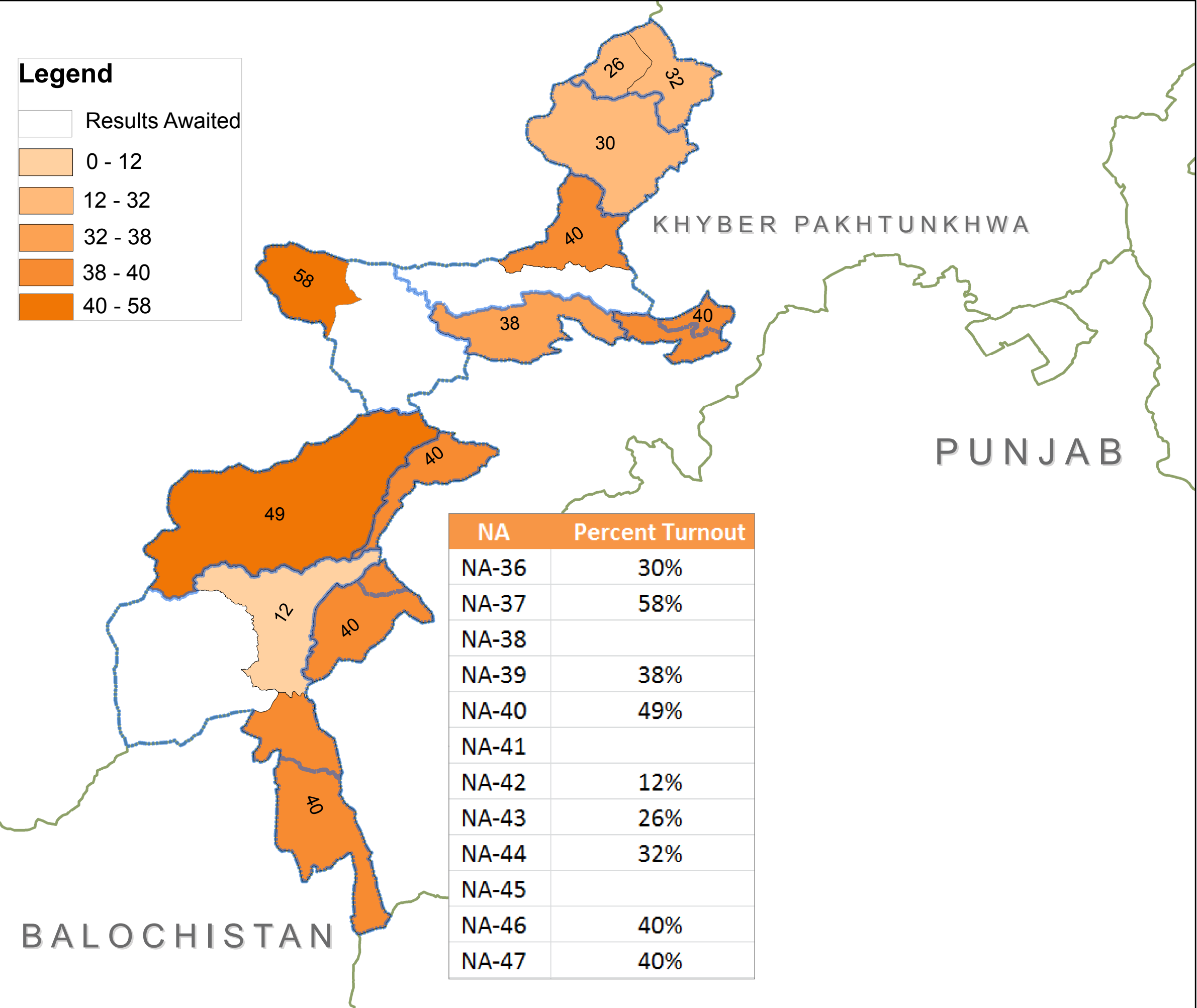
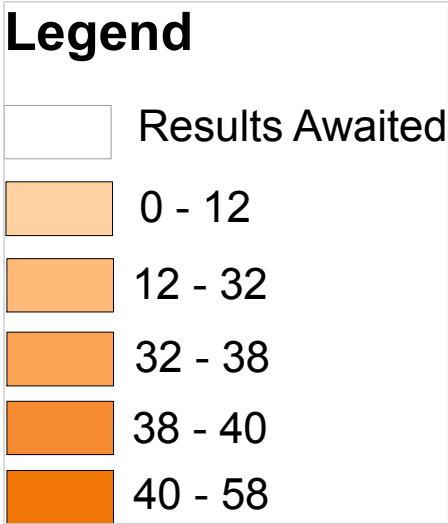
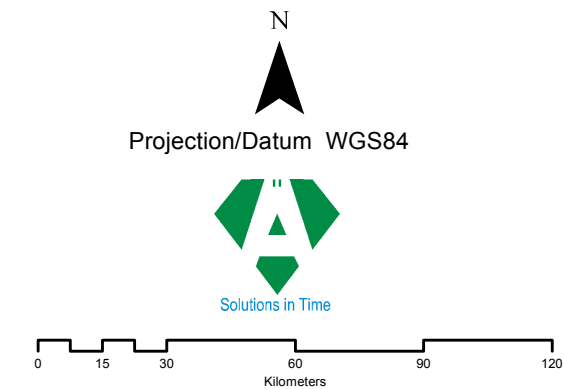
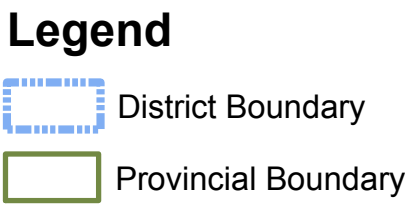


# General Election-2013: FATA PERCENT TURNOUT



| NA    | Percent Turnout |
|-------|-----------------|
| NA-36 | 30%             |
| NA-37 | 58%             |
| NA-38 |                 |
| NA-39 | 38%             |
| NA-40 | 49%             |
| NA-41 |                 |
| NA-42 | 12%             |
| NA-43 | 26%             |
| NA-44 | 32%             |
| NA-45 |                 |
| NA-46 | 40%             |
| NA-47 | 40%             |



**Disclaimers:**  
Copyrights Reserved. This map is compiled and produced by ALHASAN Systems Private Limited [www.alhasan.com] and is brought to you free of cost for informational purposes only. The product might have not been prepared for or be suitable for legal, engineering, or surveying purposes. For further details and Metadata information please call ALHASAN Systems at +92.51.486.5064/ 843.7324 or email at connect@alhasan.com.

