

# Energy Distribution Companies-Pakistan



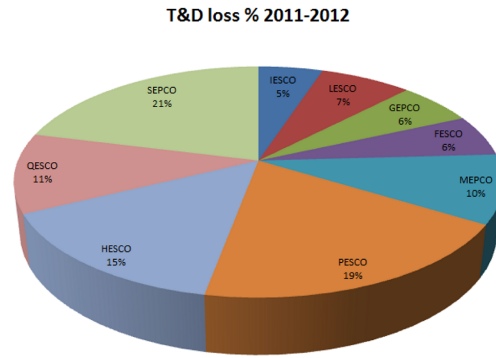
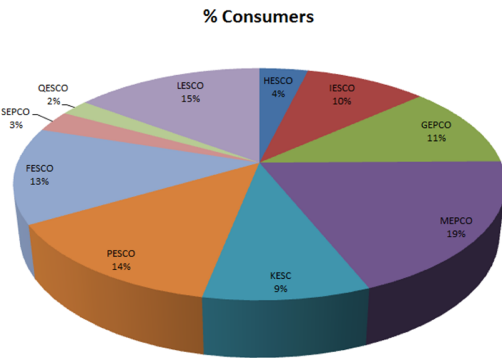
## Legend

Energy Distributor Main Office

Provincial/Regional Boundary

## Energy Supplier's Service Area Sq.Km

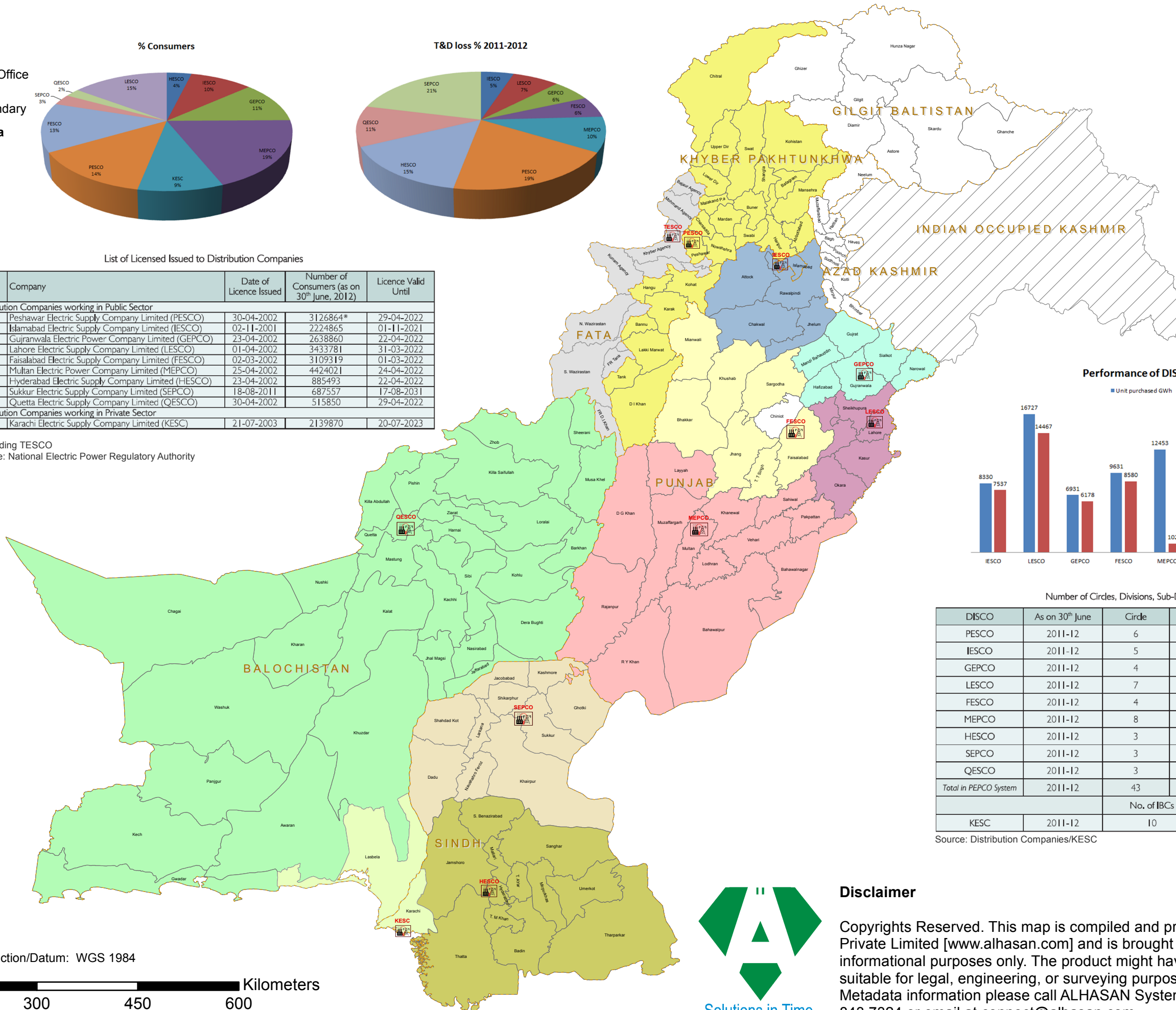
- FESCO, 42403
- GEPCO, 17306
- HESCO, 83464
- IESCO, 23249
- KESC, 17770
- LESCO, 15871
- MEPCO, 104954
- PESCO, 74645
- QESCO, 332676
- SEPCO, 54066
- TESCO, 26767



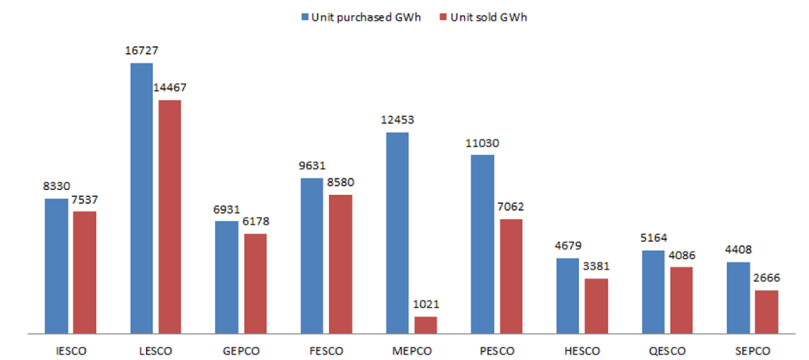
List of Licensed Issued to Distribution Companies

S. No.	Company	Date of Licence Issued	Number of Consumers (as on 30 <sup>th</sup> June, 2012)	Licence Valid Until
<b>Distribution Companies working in Public Sector</b>				
1	Peshawar Electric Supply Company Limited (PESCO)	30-04-2002	3126864*	29-04-2022
2	Islamabad Electric Supply Company Limited (IESCO)	02-11-2001	2224865	01-11-2021
3	Gujranwala Electric Power Company Limited (GEPCO)	23-04-2002	2638860	22-04-2022
4	Lahore Electric Supply Company Limited (LESCO)	01-04-2002	3433781	31-03-2022
5	Faisalabad Electric Supply Company Limited (FESCO)	02-03-2002	3109319	01-03-2022
6	Multan Electric Power Company Limited (MEPCO)	25-04-2002	4424021	24-04-2022
7	Hyderabad Electric Supply Company Limited (HESCO)	23-04-2002	885493	22-04-2022
9	Sukkur Electric Supply Company Limited (SEPCO)	18-08-2011	687557	17-08-2031
8	Quetta Electric Supply Company Limited (QESCO)	30-04-2002	515850	29-04-2022
<b>Distribution Companies working in Private Sector</b>				
1	Karachi Electric Supply Company Limited (KESC)	21-07-2003	2139870	20-07-2023

\* Including TESCO  
Source: National Electric Power Regulatory Authority



Performance of DISCOs 2011-2012

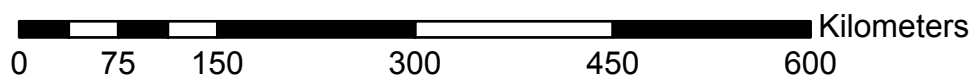


Number of Circles, Divisions, Sub-Divisions and Feeders

DISCO	As on 30 <sup>th</sup> June	Circle	Division	Sub-Division	11 kV Feeder
PESCO	2011-12	6	33	146	732
IESCO	2011-12	5	19	101	887
GEPCO	2011-12	4	23	114	705
LESCO	2011-12	7	33	163	1258
FESCO	2011-12	4	21	118	811
MEPCO	2011-12	8	35	154	989
HESCO	2011-12	3	14	62	412
SEPCO	2011-12	3	13	55	378
QESCO	2011-12	3	11	43	530
<b>Total in PEPCO System</b>	2011-12	43	202	956	6702
		No. of IBCs		No. of VIBCs	Feeder
KESC	2011-12	10		20	n.p.

Source: Distribution Companies/KESC

Projection/Datum: WGS 1984



## Disclaimer

Copyrights Reserved. This map is compiled and produced by ALHASAN Systems Private Limited [www.alhasan.com] and is brought to you free of cost for informational purposes only. The product might have not been prepared for or be suitable for legal, engineering, or surveying purposes. For further details and Metadata information please call ALHASAN Systems at +92.51.486.5064/ 843.7324 or email at connect@alhasan.com.